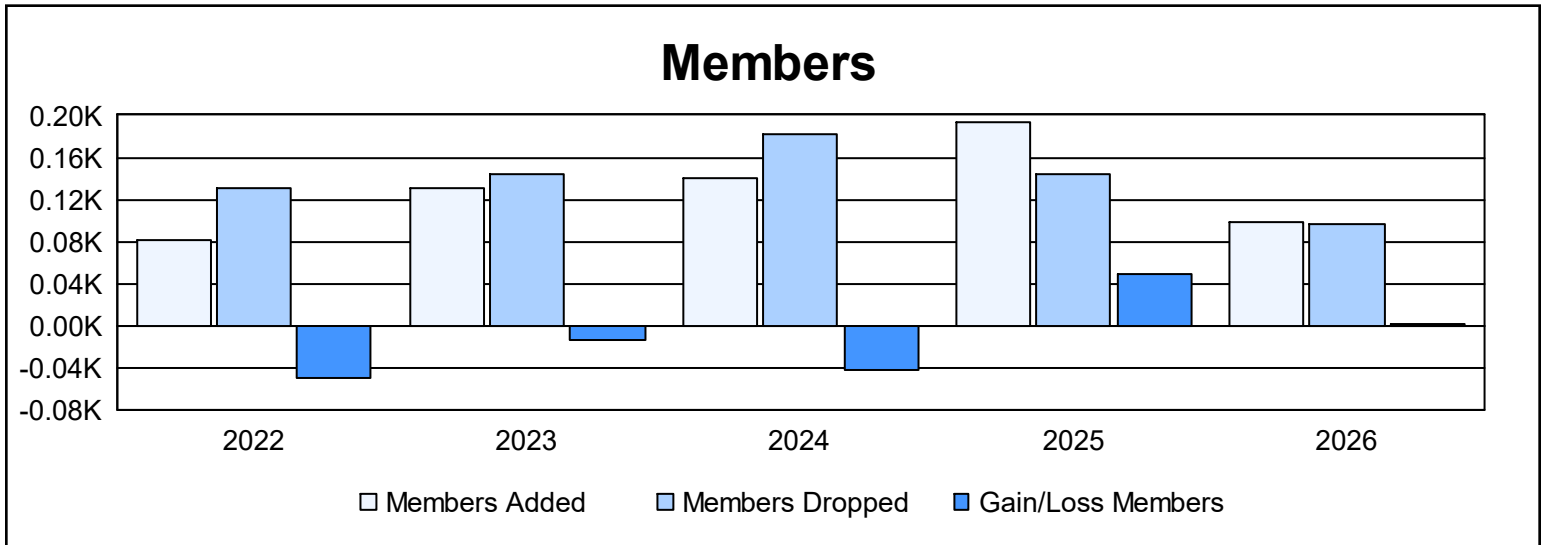
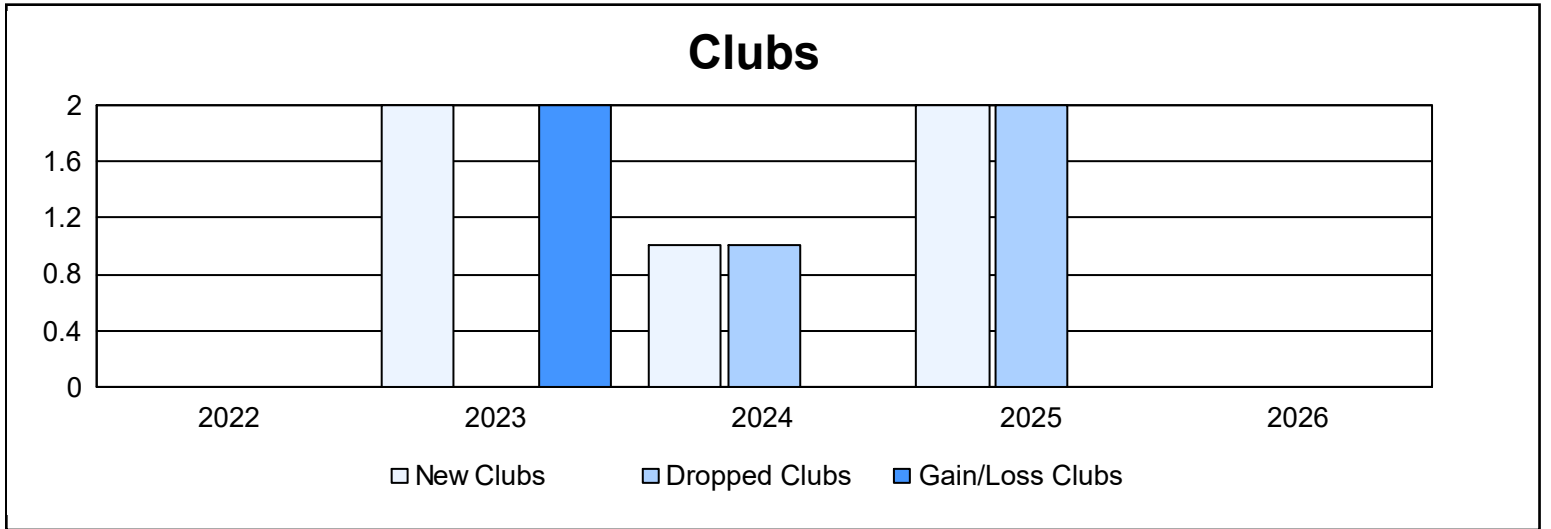
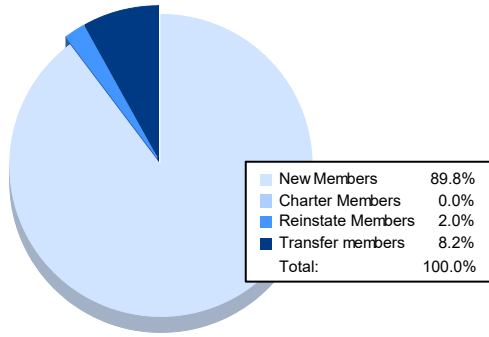


Year	New Clubs	Dropped Clubs	Gain/ Loss Clubs	New Members	Charter Members	Reinstate Members	Transfer Members	Total Member Added	Total Members Dropped	Gain/ Loss Members
2021-2022	0	0	0	71	0	1	10	82	131	-49
2022-2023	2	0	2	80	42	4	4	130	144	-14
2023-2024	1	1	0	109	23	2	6	140	182	-42
2024-2025	2	2	0	130	45	4	14	193	144	49
2025-2026	0	0	0	88	0	2	8	98	96	2
<b>Average</b>	<b>1</b>	<b>1</b>	<b>0</b>	<b>96</b>	<b>22</b>	<b>3</b>	<b>8</b>	<b>129</b>	<b>139</b>	<b>-11</b>



### Membership Composition April 2026 Cumulative



### Gender Composition April 2026 Cumulative

